



Girl Scout
Gold Award Project


Ancient Egypt

ACTIVITY #1: ARCHEOLOGY

Help piece ancient Egyptian artifacts back together and discover how archeologists think about the artifacts they uncover.

ACTIVITY #2: HIEROGLYPH BINGO

Hieroglyphics is one of the oldest systems of writing. Discover the many types of hieroglyphs by playing hieroglyph bingo.



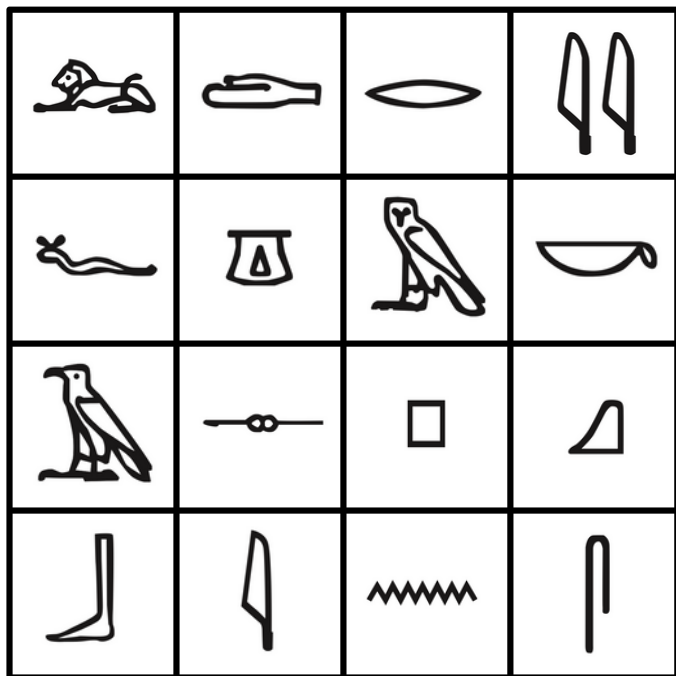
Survey



Thank you! Your feedback helps
improve my Gold Award project!




HIEROGLYPH BINGO






HIEROGLYPH BINGO






HIEROGLYPH BINGO





HIEROGLYPH BINGO





Bird



Leg



Cup



Hand



Feather



Viper



Pot



Wick



Feathers



Mouth



Lion



Owl



Water



Chick



Stool



Hill



Loaf



Cloth



Bolt



Tether



Basin



Lasso



Archeology

ACTIVITY #1

🕒 45 minutes

SUPPLIES:

- 12 papyrus puzzle pieces
- 13 canopic jars puzzle pieces
- 14 Scarab puzzle pieces

Did you know?


Cleopatra, the last pharaoh of Egypt, lived closer to our time than the building of the Pyramids.

Archeology allows us to look at how people in ancient Egypt might have lived. Sometimes archeologists have to carefully put artifacts back together. Try your hand at piecing together the ancient artifacts with the puzzles.



Often, archeologists have to look for clues as to what an artifact might have been used for and who used it. In this activity, think about what archeologists in the future could learn about us by using some of the things we have.







Archeology Discovery

Have each person pick at least two items. They can be anything you have lying around. Using one of the objects, imagine that you are an archeologist who finds this item 500 years in the future. Would the answers change 1,000 years into the future?

Ask yourself these questions:

- What would you think it is?
 - What could it have been used for?
 - Who might have used it?
 - What materials is the object made of?
- How might the object look different than when it was first used?

Now have each person share their ideas. It's okay if the idea isn't correct. Think about what the archeologists might think about the item. Once everyone goes through at least one item, have everyone use the remaining items to pretend they are an archeologist presenting a big discovery to a crowd in the future. Try to answer some of the questions below, or come up with your own!

Suggested Questions:

- How old is the object?
- Where did the object come from?
- Who might have used the object?
- What could the object been used for?



Hieroglyph Bingo

ACTIVITY #2

🕒 30 minutes

SUPPLIES:

- 4 Bingo Cards
- 22 Hieroglyph Cards
- Bingo Chips

Egypt created one of the first writing systems in the world, called hieroglyphics. They used different pictures to create words. These pictures were carved into stone or drawn onto pieces of paper called papyrus.

INSTRUCTIONS

1. Give each player a bingo card and a handful of bingo chips.
2. Players take turns drawing one hieroglyph image out of the bag.
3. Players place a bingo chip on their bingo card if it matches the drawn image.
4. Continue to draw cards until someone has 4 chips in a row!
5. Either clear the boards to play again or try to see if you can finish the board.

Archeologists estimate that there are over 700 hieroglyphs in the Egyptian alphabet. Our alphabet has only 26 letters!



Interested in Learning More?

Bill and Pete Go Down the Nile

by Tomie DePaola

E DEP

DK Eyewitness: Ancient Egypt

by George Hart

J 932.01 HAR

Tutankhamun

by Elizabeth Cook

J 932.014 COO

Building History: Egyptian Pyramid

by Gillian Clements

J 932.012 CLE

Mummies in the Morning

by Mary Pope Osborne

J SER MAG

Facts About Ancient Egypt

One of the oldest civilizations, Ancient Egypt is brimming with fascinating artifacts and culture.



Over 130 pyramids have been discovered in Egypt



Egyptians wore makeup to protect themselves from the sun



Egyptians believed in order to reach the afterlife you would need to be buried as a mummy.



Cats were considered sacred and became beloved pets.



The scarab symbolized rebirth. It was often fashioned into amulets and other jewelry.

Sources for Fun Facts

“Egyptian Mummies.” History for Kids, 2019,
www.historyforkids.net/ancient-egyptian-mummies.html.

National Geographic. “Ancient Egypt | National Geographic Society.”
Education.nationalgeographic.org, 2023,
education.nationalgeographic.org/resource/resource-library-ancient-egypt/.

National Geographic Kids. “Ten Facts about Ancient Egypt | National Geographic Kids.” National Geographic Kids, 25 Sept. 2018,
www.natgeokids.com/uk/discover/history/egypt/ten-facts-about-ancient-egypt/.

Smithsonian Institution. “Ancient Egypt.” Smithsonian Institution, 2017,
www.si.edu/spotlight/ancient-egypt.

The Editors of Encyclopedia Britannica. “Scarab | Egyptian Symbol.”
Encyclopædia Britannica, 3 Apr. 2014,
www.britannica.com/topic/scarab.

Sources for Activities

“BBC - Hands on History - Archaeology.” www.bbc.co.uk,
www.bbc.co.uk/history/handsonhistory/archaeology.shtml.

“BBC - History: Hands on History.” www.bbc.co.uk,
www.bbc.co.uk/history/handsonhistory/order-form.shtml.

“Canopic Jar: Egyptian Art.” Metmuseum.org, 2020,
www.metmuseum.org/art/collection/search/550773.

Hieroglyphic Alphabet.

Journey to Egypt. “Ancient Egyptian Artifacts.”

www.journeytoegypt.com,

www.journeytoegypt.com/en/blog/ancient-egyptian-artifacts.

The British Museum. “How Egyptian Hieroglyphs Were Decoded, a Timeline to Decipherment.” The British Museum,
www.britishmuseum.org/exhibitions/hieroglyphs-unlocking-ancient-egypt/egyptian-hieroglyphs-decipherment-timeline.

The Editors of Encyclopedia Britannica. “Hieroglyph | Writing Character.” *Encyclopædia Britannica*, 8 Jan. 2017,
www.britannica.com/topic/hieroglyph.